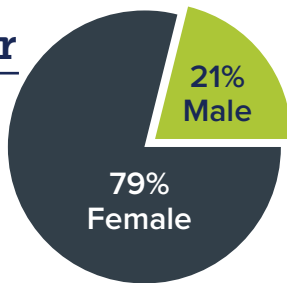


straighterlinesm

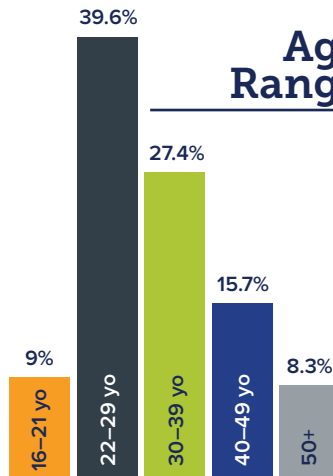
Student Demographics

Our high-quality, affordable courses and always-accessible student support reach and inspire your ever-changing, diverse student populations.

Gender



Age Range



Employment Status

62% Full-time
19% Part-time

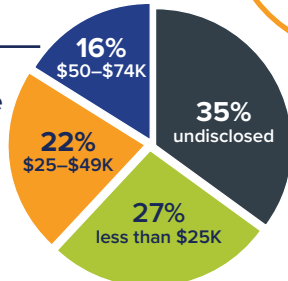
81%
Employed

44% Children in Household

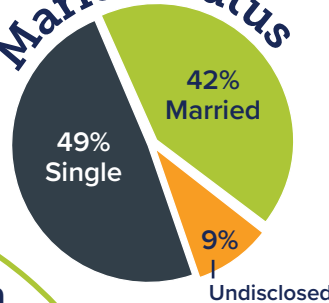
has a child between 5-18 years of age in household

Household Income

when starting StraighterLine

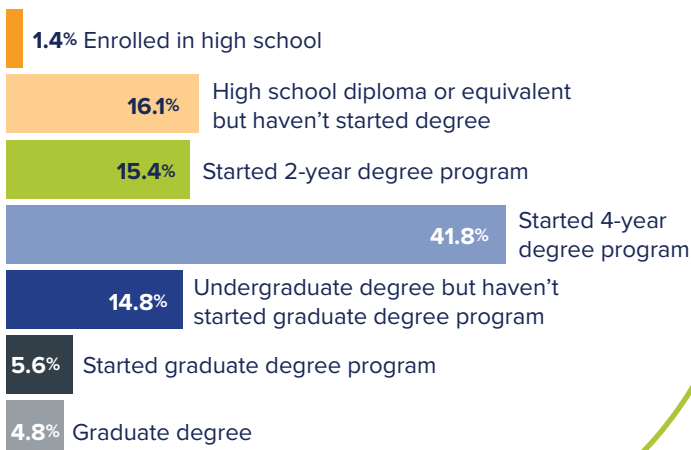


Marital Status



Highest Level of Education

prior to starting with StraighterLine



StraighterLine Students:

Stay On-Track

14% more first-generation students who took StraighterLine courses have a higher on-time performance rate (OTP) in their degree program.*

*OTP = Earning 12 credits in the first term

Pass Their Classes

68% of StraighterLine students complete and pass their courses vs. 38% of ALL online adult students.

(NCES, 2019)

StraighterLine partners with higher ed institutions to create and operate tailored online pathway programs that conquer enrollment, retention, and student success challenges. Learn more...

partners.straighterline.com

(844) 310-0736

partnerships@straighterline.com

Race/Ethnicity

57% Non-Hispanic White

21% African American

9% Hispanic American

4% Asian American

9% Other

